



**DEPARTMENT OF HEALTH & HUMAN SERVICES**

Date: September 17, 2007



From: WHO Collaborating Center for  
Research, Training and Eradication of Dracunculiasis

Subject: GUINEA WORM WRAP-UP #176

To: Addressees

**Countdown to Glory**  
Consecutive months with zero indigenous cases:  
Ethiopia 14  
Cote d' Ivoire 11

aulkner

**PROGRAM REVIEW FOR FIVE FRANCOPHONE COUNTRIES AT ABIDJAN**

The annual Program Review for the five remaining endemic francophone countries was convened at Abidjan, Cote d'Ivoire on September 6-7, 2007. Cote d'Ivoire's minister of health, Dr ALLAH Kouadio Remi, opened the meeting.

\_\_\_\_\_

\_\_\_\_\_

\_\_\_\_\_

\_\_\_\_\_

November. Niger offers a reward of 5,000 FCFA (similar to Mali and Cote

---

---

---

---

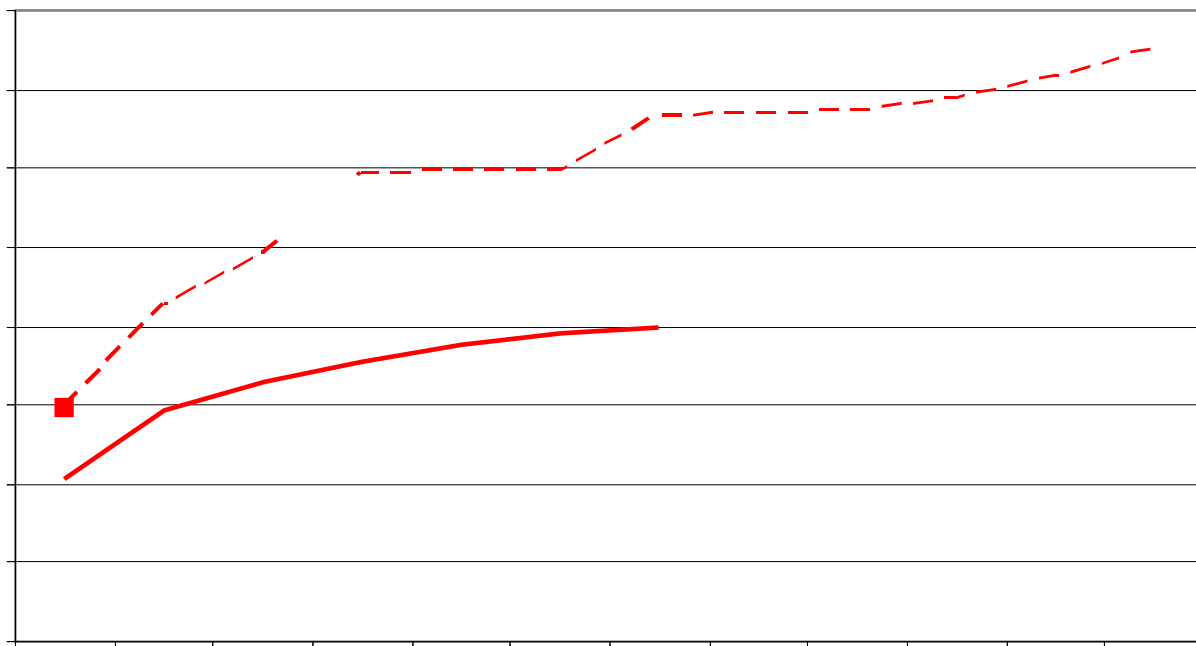


Figure 2

## GHANA GUINEA WORM

Figure 3

Table 1

Number of Cases Contained and Number Reported by Month during 2007\*  
(Countries arranged in descending order of cases in 2006)

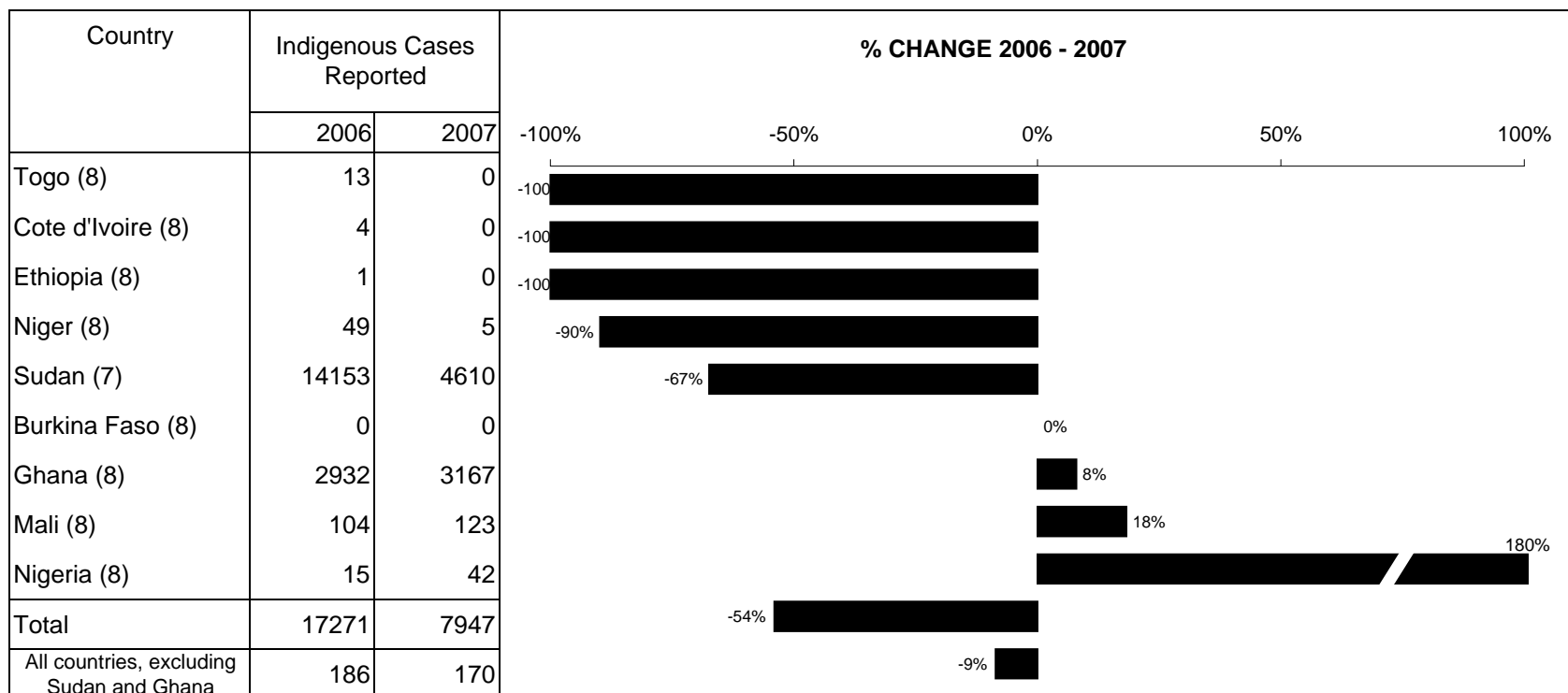
COUNTRIES REPORTING CASES	NUMBER OF CASES CONTAINED / NUMBER OF CASES REPORTED													% CONT.
	JANUARY	FEBRUARY	MARCH	APRIL	MAY	JUNE	JULY	AUGUST	SEPTEMBER	OCTOBER	NOVEMBER	DECEMBER	TOTAL*	
SUDAN	42 / 204	49 / 187	79 / 222	274 / 549	623 / 1177	591 / 1407	309 / 864	/	/	/	/	/	1967 / 4610	43
GHANA	814 / 1006	633 / 733	441 / 478	249 / 292	232 / 271	184 / 241	90 / 111	37 / 40	/	/	/	/	2680 / 3172	84
MALI	0 / 0	0 / 0	1 / 1	0 / 0	0 / 0	1 / 1	4 / 6	26 / 115	/	/	/	/	32 / 123	26
NIGER	3 / 3	0 / 0	0 / 0	0 / 0	1 / 1	0 / 0	1 / 1	0 / 0	/	/	/	/	5 / 5	100
NIGERIA	7 / 32	9 / 9	1 / 1	0 / 0	0 / 0	0 / 0	0 / 0	0 / 0	/	/	/	/	17 / 42	40
TOGO	0 / 0	1 / 1	0 / 0	0 / 1	0 / 0	0 / 0	0 / 0	0 / 0	/	/	/	/	1 / 2	50
BURKINA FASO	2 / 2	0 / 0	0 / 0	0 / 0	0 / 0	0 / 0	0 / 0	0 / 0	/	/	/	/	2 / 2	100
COTE D'IVOIRE	0 / 0	0 / 0	0 / 0	0 / 0	0 / 0	0 / 0	0 / 0	0 / 0	/	/	/	/	0 / 0	0
ETHIOPIA	0 / 0	0 / 0	0 / 0	0 / 0	0 / 0	3 / 3	0 / 0	0 / 0	/	/	/	/	3 / 3	0
UGANDA	0 / 0	0 / 0	1 / 1	0 / 0	1 / 1	0 / 0	0 / 0	1 / 1	/	/	/	/	3 / 3	100
TOTAL*	868 / 1247	692 / 930	523 / 703	523 / 842	857 / 1450	779 / 1652	404 / 982	64 / 156	0 / 0	0 / 0	0 / 0	0 / 0	4710 / 7962	59
% CONTAINED	70	74	74	62	59	47	41	41					59	
% CONT. OUTSIDE SUDAN	79	87	92	85	86	77	81	41					82	

\* provisional

Shaded cells denote months when zero indigenous cases were reported. Numbers indicate how many imported cases were reported and contained that month.

Figure 4

Number of Indigenous Cases Reported During the Specified Period in 2006 and 2007\*, and Percent Change in Cases Reported




Overall % change outside of Sudan = 7%

(7) Indicates months for which reports were received, i.e., Jan. -July

\* Provisional

Figure 5





## FIGHTING GUINEA WORMS IN AYOD COUNTY, JONGLEI STATE, SOUTHERN SUDAN

Technical Advisor Coby Jensen reports that currently there are 229 villages which she helps to monitor from Ayod Town, including 7 Field Officers and, about 32 Area Supervisors. To supervise the work of these Field Officers and Area Supervisors, including holding monthly meetings requires walking long distances (3-4 days one way) particularly during the rainy season which makes traveling by vehicle or motorcycle impossible. One challenge for her, writes Coby “is trying to supervise and coordinate supervisory visits with the GWEP staff in the field”, which during the rainy season (also the peak transmission season for GWD) requires her to have a walking companion and be able to tag-team with staff in the field. “In the past pre-determined plans to meet in specific places were often foiled because if the rain catches you on the way, it can delay y

---



---

---