

**DEPARTMENT OF HEALTH & HUMAN SERVICES**

Date: November 17, 2009



From: WHO Collaborating Center for  
 Research, Training and Eradication of Dracunculiasis

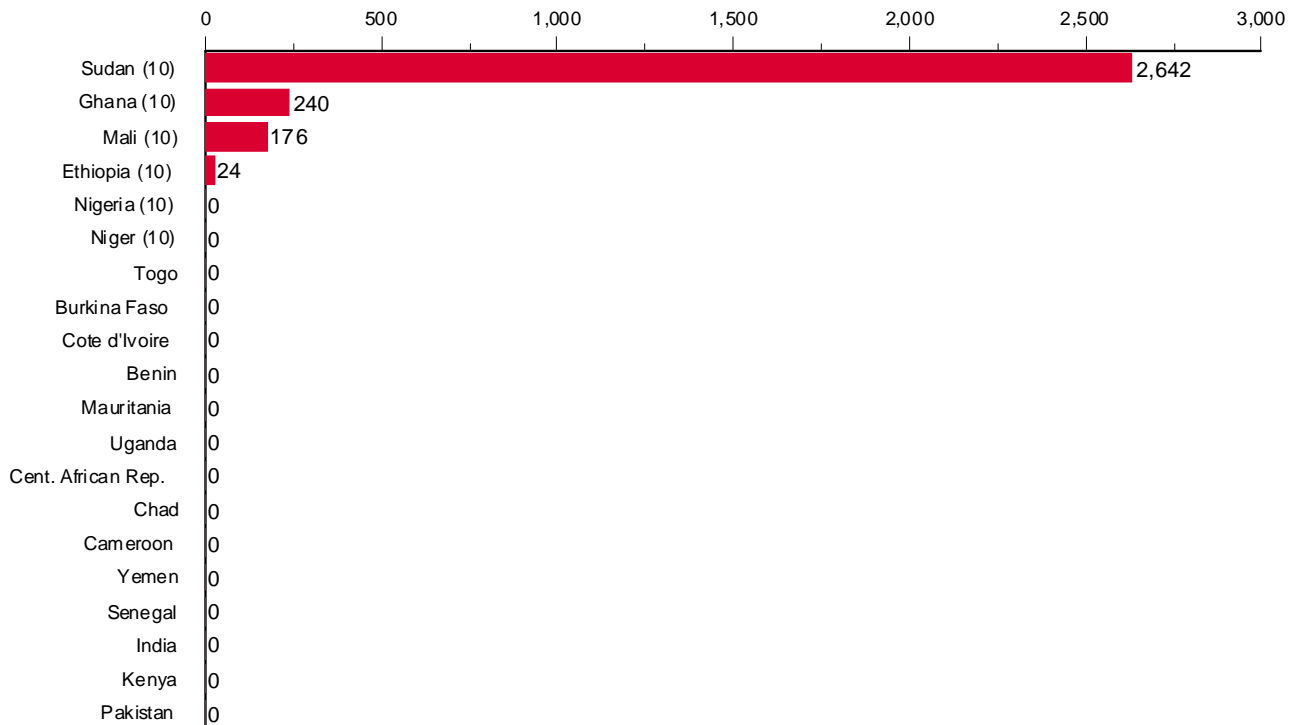
Subject: GUINEA WORM WRAP-UP #193

To: Addressees

**3,086 PROVISIONAL CASES REPORTED; STATUS OF REPORTING, RUMORS REPORTED AND REWARDS OFFERED IN FORMER AND CURRENT GUINEA WORM ENDEMIC COUNTRIES.**

During January – October the remaining 6 endemic countries (Sudan, Ghana, Mali, Ethiopia, Niger, and Nigeria) reported 3,086 cases of dracunculiasis, including 4 cases imported from one country to another (see Figures 1, 2, and 4, and Table 2). Both Niger and Nigeria reported zero indigenous cases of dracunculiasis during 2009, so far. The status of reporting, rumors reported and rewards offered in former and current Guinea worm endemic countries is shown in Table 3.

**Figure 1**




## INTERNATIONAL COMMISSION RECOMMENDS CERTIFICATION OF BENIN, MAURITANIA, UGANDA AND FOUR OTHER COUNTRIES



The commission chairman, former Minister of Health of Kuwait Dr. Abdul R. Al-Awadi chaired the Seventh Meeting of the International Commission for the Certification of Dracunculiasis Eradication (ICCDE), which was convened at World Health Organization (WHO) headquarters in Geneva, Switzerland on October 21-23, 2009. After discussing the detailed reports submitted by the national certification committees, as well as the reports by the respective International Certification Team (ICT) that visited each country to verify whether transmission of the disease had indeed been interrupted, the commission members recommended to the director general of WHO that the formerly endemic countries of Benin, Mauritania and Uganda be certified as free of dracunculiasis (Guinea worm disease). The commission decided that the surveillance data and documentation provided by Chad were insufficient, and the findings of the ICT that visited that country to be such that it could not recommend Chad for certification at this time. As stated by commission member Dr. Joel Breman regarding the responsibility of the ICCDE in weighing evidence from all countries, “The absence of evidence is not evidence of absence [of Guinea worm disease]”. This meeting of the ICCDE also recommended certification of Cambodia, the Republic of Guinea, the Marshall Islands and Palau, thus bringing the total number of nations and territories that have been certified so far to 187, including nine formerly endemic countries (Benin, Cameroon, Central African Republic, India, Mauritania, Pakistan, Senegal, Uganda, Yemen) (Figures 1 and 2).

Figure 2



**“Detect & Report Every Case, Contain Every Worm”**



Table 1

Arrived in Niger in December 2008 accompanied by 5 other koranic students. Patient is a laborer in rice fields adjacent to the Niger River. Rice farmers there indicate  
Not applied to a lake and irrigation canal



Table 2

Number of Cases Contained and Number Reported by Month during 2009\* (Countries arranged in descending order of cases in 2008)

	NUMBER OF CASES CONTAINED / NUMBER OF CASES REPORTED												TOTAL*	CONT.	%
	JANUARY	FEBRUARY	MARCH	APRIL	MAY	JUNE	JULY	AUGUST	SEPTEMBER	OCTOBER	NOVEMBER	DECEMBER			
SUDAN	4 / 12	12 / 18	37 / 47	172 / 224	297 / 434	427 / 464	457 / 524	473 / 549	223 / 273	69 / 97	/	/	2171 / 2642	82	
GHANA	40 / 45	49 / 50	50 / 52	27 / 28	30 / 34	18 / 19	6 / 7	1 / 1	1 / 1	1 / 3	/	/	223 / 240	93	
MALI	0 / 0	0 / 0	0 / 0	0 / 0	1 / 1	7 / 7	14 / 23	34 / 43	48 / 68	23 / 34	/	/	127 / 176	72	
ETHIOPIA	0 / 0	0 / 0	1 / 1	7 / 7	5 / 5	7 / 8	2 / 2	1 / 1	0 / 0	0 / 0	/	/	23 / 24	96	
NIGERIA	0 / 0	0 / 0	0 / 0	0 / 0	0 / 0	0 / 0	0 / 0	0 / 0	0 / 0	0 / 0	/	/	0 / 0	0	
NIGER	0 / 0	0 / 0	0 / 1	0 / 0	0 / 0	0 / 0	0 / 0	0 / 0	1 / 2	0 / 1	/	/	1 / 4	25	
TOTAL*	44 / 57	61 / 68	88 / 101	206 / 259	333 / 474	459 / 498	479 / 556	509 / 594	273 / 344	93 / 135	0 / 0	0 / 0	2545 / 3086	82	

% CONTAINED

% CONT. OUTSIDE SUDAN

\* provisional

Shaded cells denote months when zero indigenous cases were reported. Numbers indicate how many imported cases were reported and contained that month.

Number of Cases Contained and Number Reported by Month during 2008\* (Countries arranged in descending order of cases in 2007)

	NUMBER OF CASES CONTAINED / NUMBER OF CASES REPORTED												TOTAL*	CONT.	%
	JANUARY	FEBRUARY	MARCH	APRIL	MAY	JUNE	JULY	AUGUST	SEPTEMBER	OCTOBER	NOVEMBER	DECEMBER			
SUDAN	8 / 32	13 / 34	39 / 88	112 / 258	259 / 618	394 / 759	399 / 783	313 / 536	126 / 254	94 / 160	16 / 75	8 / 21	1781 / 3618	49	
GHANA	66 / 73	62 / 80	38 / 48	61 / 68	70 / 74	57 / 73	26 / 30	12 / 13	4 / 5	8 / 8	12 / 14	12 / 15	428 / 501	85	
MALI	1 / 1	0 / 0	0 / 0	1 / 1	16 / 16	59 / 60	111 / 120	50 / 60	48 / 72	44 / 56	20 / 27	4 / 4	354 / 417	85	
NIGERIA	28 / 28	8 / 8	1 / 1	0 / 0	0 / 0	0 / 0	0 / 0	0 / 0	0 / 0	0 / 0	1 / 1	0 / 0	38 / 38	100	
NIGER	0 / 0	1 / 1	0 / 0	0 / 0	0 / 0	0 / 0	0 / 0	0 / 0	1 / 1	0 / 1	0 / 0	0 / 0	2 / 3	67	
ETHIOPIA**	0 / 0	0 / 0	6 / 10	21 / 23	2 / 2	2 / 3	0 / 0	0 / 2	0 / 0	1 / 1	0 / 0	0 / 0	32 / 41		

Figure 4

Country	2008	2009*
Nigeria (10)	37	0
Niger (10)	2	0
Mali (10)	386	176
Ghana (10)	472	240
Ethiopia (10)	41	24
Sudan (10)	3522	2642
Total	4460	3082
All countries, excluding Sudan	938	440

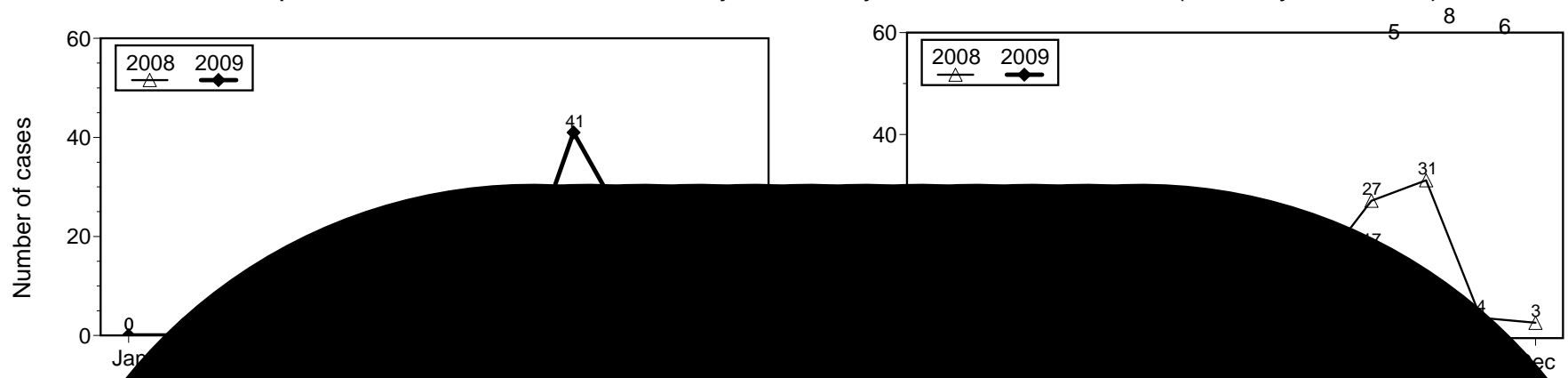
\* Provisional: excludes cases exported from one country to another

**IP BRIEF**

**Sudan**



Mali Guinea Worm Eradication Program  
 Reported cases of dracunculiasis by District by month: 2008 - 2009\* (January - October)



Number of cases

Jan

Dec

Table 3

**STATUS OF REPORTING, RUMORS\*, AND REWARDS IN FORMER AND CURRENT  
GUINEA WORM-ENDEMIC COUNTRIES: OCTOBER 2009**

<b>Sudan</b>	47 GW-free Counties (assuming 77 Counties)?	705 of 711 rumors reported during April-September were investigated in 14 GW-free Counties and two military areas; 26 of those rumors were confirmed as cases of GWD.	NYI	ND
<b>Ghana<sup>1</sup></b>	Base = 177 districts in 10 regions: % of 164 districts 8 regions now free of GWD	84 rumors reported as of September 2009 from GW free areas; 5 (6%) were confirmed as cases of GWD.	NYI	ND
<b>Mali<sup>2</sup></b>	Base = 50 districts in 8 regions: % of 45 districts and 5 now free of GWD?	11 rumors investigated in 4 regions free of GWD during 2009. None were confirmed as cases of GWD.	5,000 CFA (~US\$ 12) per confirmed case; 5,000 CFA for informant; 5,000 CFA for village volunteer; 2,000/day to patient (~US\$ 5) if hospitalized.	ND. Messages about rewards disseminated via some local radio stations in all regions.
<b>Ethiopia</b>	Base = 810 Woredas: % of 809 woredas in regions free of GWD?	25 rumors investigated; 2 confirmed as GWD.	100 Birr (~US\$8) per confirmed case in Gambella Region; 500 Birr (~US\$ 42) per confirmed case elsewhere in Ethiopia.	ND. Messages about rewards disseminated via some local radio stations in Gambella Region, but mostly person to person..
<b>Nigeria</b>	* 84% reporting during January-July 2009 from 50 GW-free villages that had cases between 2005-2008. Base = % of 770 Local Government Areas?	480 rumors investigated in 2008; none confirmed as GWD. 192 rumors investigated during 2009 so far; none confirmed as GWD.	Naira 10,000 (~US\$ 66) per confirmed case of GWD	51% of 2,076 randomly selected respondents from all endemic zones of Nigeria knew about the rewards announced through radio broadcasts; 83% aware through radio and other means (2006 data)
<b>Niger</b>	Base = 26 districts in 8 Regions: % of 26 GW-free districts?	162 rumors investigated during 2009 from 6 of 8 regions: one confirmed as GWD.	5,000 CFA per confirmed case; 2,000 CFA for informant; 2,000 CFA/day if hospitalized.	ND. Messages about rewards disseminated via 7 regional radio stations, national radio and TV, and 61 community radios in 7 Regions.
<b>Benin</b>	??	6 (avg. 2006-2008); zero rumors reported during 2009, so far.	10,000 CFA for confirmed indigenous case; 1,000 CFA for confirmed imported case.	52% (Apr. 2008 ICT survey)
<b>Burkina Faso</b>		21 rumors investigated as of October 2009; None were confirmed as GWD	NYI	ND
<b>Cameroon</b>	92% (2008)	2 (2007)	Mayo Sava Division: CFA 23,000 (~ US \$54) per patient (confirmed indigenous case. No reward, if imported) ; 4,000 CFA for the informant; 10,000 CFA for the Health Center: 40,000 for the village reporting the case (if case is indigenous), 10,000 for the village (if case is imported). Elsewhere in Cameroon: CFA 23,000 CFA per patient (confirmed indigenous case); 3,000 CFA if patient is an imported case; 4,000 CFA for the informant; 10,000 CFA for the Health Center: 40,000 for the village reporting the case (whether case is indigenous or imported).	ND
<b>Chad</b>	??	2 (avg.2004, 2006-2007); 2 rumors investigated during 2009, but none were confirmed as GWD.	10,000 CFA for confirmed indigenous case in Salamat Prefecture only.	31% (Dec 2008 ICT survey)
<b>Mauritania</b>	60%	3.8 (avg.2002-2007)	50,000 Mauritanian Oguiya for confirmed case (~US\$ 195).	8% (Feb 2009, ICT survey)
<b>Uganda</b>	100%	6.8 (avg. 2004-2008); 5 rumors investigated as of September 2009, but none were confirmed as GWD.	100,000 Ug. Shilling (~US\$61) for confirmed indigenous case; 50,000 Ug.Shillings (~US\$31) for confirmed imported case.	59% (Aug 2009 ICT survey)
ICT = International Certification Team =; 11ted in elected resp		ND = no data.	NYI = not yet implemented	

<sup>1</sup> 2,566 suspected cases, some as result of rumors were investigated in Northern Region; 240 were confirmed as GWD

<sup>2</sup> 51 suspected cases, some as a result of rumors were investigated in GW endemic areas; 11 were confirmed as GWD.

6 \_\_\_\_\_  
http://www.who.int  
2009.

2009

1/

1/



WHO \$20,000  
T. medinensis  
D. immitis  
G. immitis

D. immitis  
G. immitis  
T. medinensis

medinensis  
G.

G.

G.

*Dracunculus*

1/

