



Figure 1

### Distribution of 804 Indigenous Cases of Dracunculiasis Reported during 2011\*




Table 1

Number of Cases Contained and Number Reported by Month during 2011\* (Countries arranged in descending order of cases in 2010)

COUNTRIES REPORTING CASES	NUMBER OF CASES CONTAINED / NUMBER OF CASES REPORTED													% CONT
	JANUARY	FEBRUARY	MARCH	APRIL	MAY	JUNE	JULY	AUGUST	SEPTEMBER	OCTOBER	NOVEMBER	DECEMBER	TOTAL*	
SUDAN	5 / 6	48 / 60	104 / 137	142 / 178	186 / 247	125 / 165	/	/	/	/	/	/	610 / 793	77
MALI	0 / 0	0 / 0	0 / 0	0 / 0	0 / 0	1 / 3	/	/	/	/	/	/	1 / 3	33
ETHIOPIA <sup>^</sup>	0 / 0	0 / 0	1 / 2	1 / 1	4 / 4	1 / 1	/	/	/	/	/	/	7 / 8	88
CHAD	0 / 0	1 / 1	0 / 0	0 / 1	0 / 0	0 / 0	/	/	/	/	/	/	1 / 2	50
GHANA	0 / 0	0 / 0	0 / 0	0 / 0	0 / 0	0 / 0	/	/	/	/	/	/	0 / 0	0
TOTAL*	5 / 6	49 / 61	105 / 139	143 / 180	190 / 251	127 / 169	0 / 0	0 / 0	0 / 0	0 / 0	0 / 0	0 / 0	619 / 806	77
% CONTAINED	83	80	76	79	76	75							77	
% CONT. OUTSIDE SUDAN	0	100	50	50	100	50							69	

\* provisional

Shaded cells denote months when zero indigenous cases were reported. Numbers indicate how many imported cases were reported that month.

<sup>^</sup> one case of GWD (not contained) was imported into Ethiopia from South Sudan during March.

Number of Cases Contained and Number Reported by Month during 2010 (Countries arranged in descending order of cases in 2009)

COUNTRIES REPORTING CASES	NUMBER OF CASES CONTAINED / NUMBER OF CASES REPORTED													% CONT
	JANUARY	FEBRUARY	MARCH	APRIL	MAY	JUNE	JULY	AUGUST	SEPTEMBER	OCTOBER	NOVEMBER	DECEMBER	TOTAL*	
SUDAN	5 / 6	21 / 35	78 / 113	119 / 160	144 / 190	173 / 241	273 / 361	226 / 290	118 / 159	71 / 95	31 / 41	5 / 7	1264 / 1698	74
GHANA	2 / 2	3 / 3	1 / 1	1 / 1	1 / 1	0 / 0	0 / 0	0 / 0	0 / 0	0 / 0	0 / 0	0 / 0	8 / 8	100
MALI	0 / 0	0 / 0	0 / 0	0 / 0	1 / 1	0 / 0	4 / 6	6 / 6	13 / 19	18 / 19	3 / 5	0 / 1	45 / 57	79
ETHIOPIA <sup>^</sup>	0 / 0	1 / 1	2 / 2	6 / 6	1 / 2	1 / 2	1 / 1	2 / 2	1 / 1	1 / 1	2 / 2	1 / 1	19 / 21	90
CHAD	0 / 0	0 / 0	0 / 0	0 / 1	0 / 0	0 / 1	0 / 3	0 / 3	0 / 1	0 / 1	0 / 0	0 / 0	0 / 10	0
NIGER <sup>^</sup>	0 / 0	0 / 0	0 / 0	0 / 0	0 / 0	0 / 0	0 / 0	0 / 0	0 / 0	2 / 2	0 / 1	0 / 0	2 / 3	67
TOTAL*	7 / 8	25 / 39	81 / 116	126 / 168	147 / 194	174 / 244	278 / 371	234 / 301	132 / 180	92 / 118	36 / 49	6 / 9	1338 / 1797	74
% CONTAINED	88	64	70	75	76	71	75	78	73	78	73	67	74	
% CONT. OUTSIDE SUDAN	100	100	100	88	75	33	50	73	67	91	63	50	75	

<sup>^</sup> Ethiopia reported and imported case from Southern Sudan in June, and Niger reported three imported cases from Mali and Chad in November). The origin of cases in Chad is uncertain.

Shaded cells denote months when zero indigenous cases were reported. Numbers indicate how many imported cases were reported that month.

Figure 2

Number of Indigenous Cases Reported During Specified Period in 2010 and 2011\*, and Percent Change in Cases Reported

Country	Indigenous Cases Reported	
	2010	2011*
Ghana (6)	8	0
Ethiopia (6)	12	6
South Sudan (6)	745	793
Mali (6)	1	3



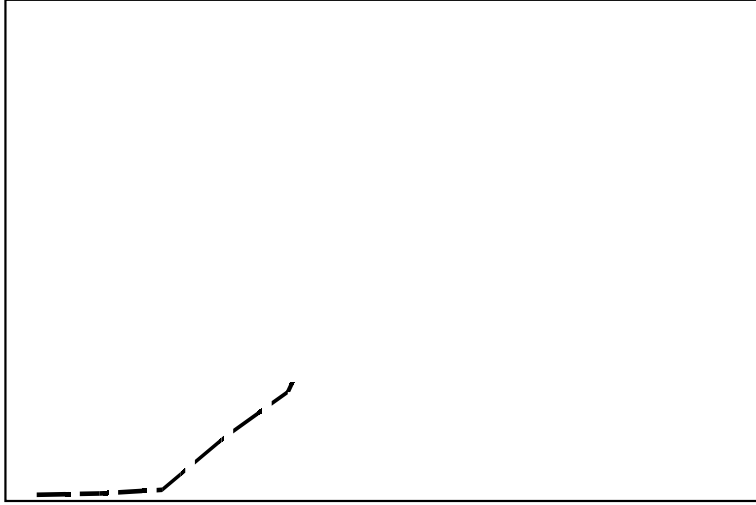



Figure 4



SOUTHERN SUDAN GUINEA WORM ERADICATION PROGRAM  
 CASES REPORTED AND CONTAINED DURING 2011\* BY STATE, COUNTY AND MONTH

Table 2

State	County	Cases Contained / Cases Reported												% Contained	
		Jan	Feb	Mar	Apr	May	Jun	Jul	Aug	Sept	Oct	Nov	Dec		Total
Eastern	Kapoeta East	3 / 4	30 / 39	78 / 96	100 / 115	133 / 154	75 / 95	/	/	/	/	/	/	419 / 503	83%

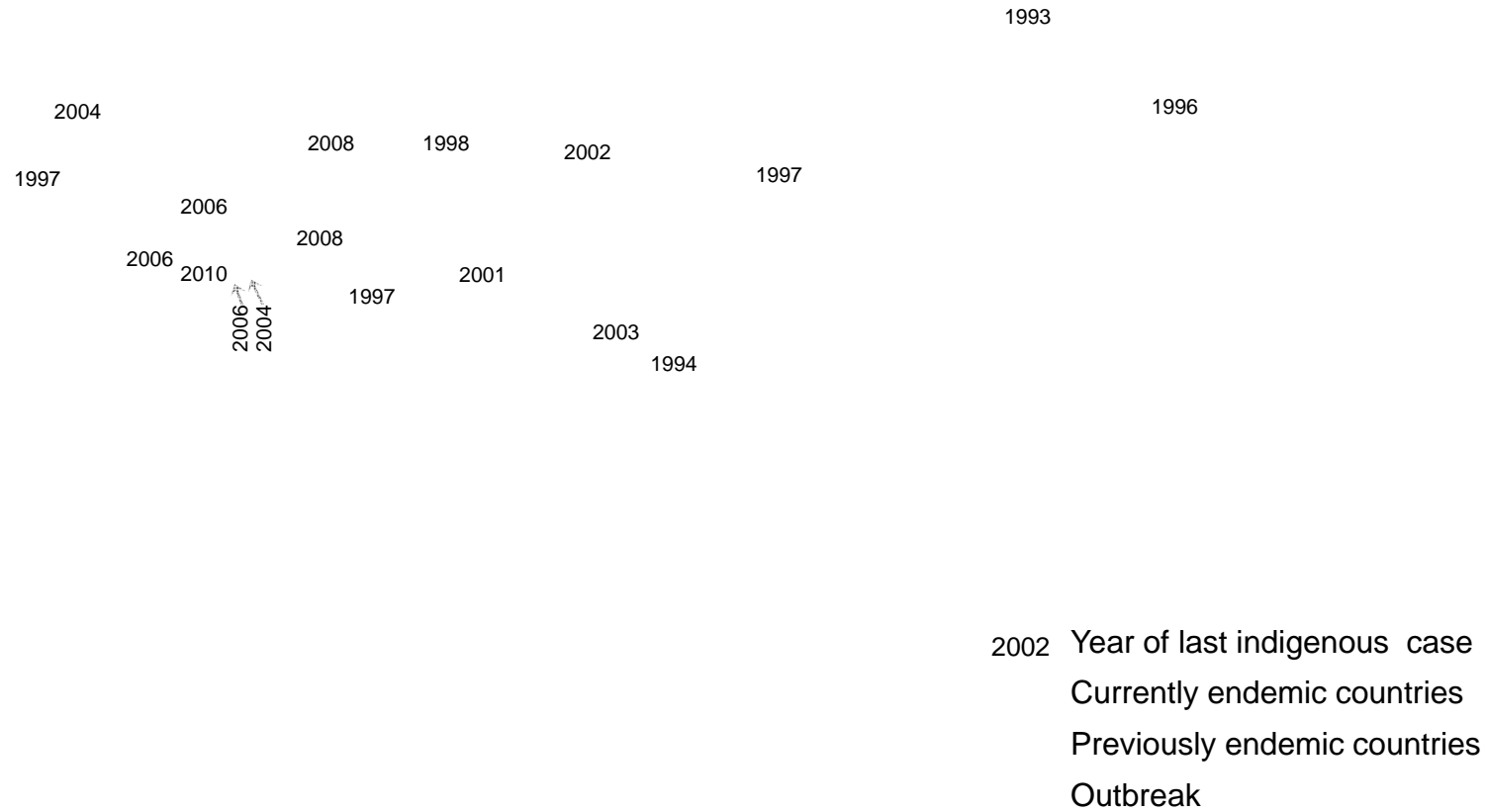
Only 13 cases of dracunculiasis have been reported outside of South Sudan in the first half of this year.

ETHIOPIA has reported 6 indigenous cases, plus 2 cases imported from Sudan, in January 2011. This is a reduction of 50% from the 12 indigenous cases reported during the same period of 2010. 88% (7/8) of all cases were contained, versus 85% (11/13) of cases reported in January 2010. All of this year's indigenous cases have been traced to a known source village in Ethiopia last year. Pond guards have been established in the four main affected villages and along two main walking paths in Gog District (Gambella Region), where all indigenous cases were traced.



Figure 5

# Dracunculiasis Eradication Campaign Status of Eradication Efforts: 2011 . . \*



## MILESTONE: THIRTY YEARS SINCE THE WORKSHOP ON OPPORTUNITIES FOR CONTROL OF DRACUNCULIASIS

The Workshop on Opportunities for Control of Dracunculiasis met in Washington D.C. on June 16-19, 1982. Sponsored by the National Research Council (NRC) of the USA, with funding from US AID, staffed by Ms. Karen Bell of the NRC, and chaired by Dr. Myron Schultz of CDC, this was the first international meeting devoted to dracunculiasis and the first meeting of world experts on this disease.

### ERRATA

In Guinea Worm Wrapup #205, Figure 5, we mistakenly reported the case of GWD imported from South Sudan into Ethiopia in March 2011, was detected in South Omo Gole Ejeta, Coordinator of the Ethiopian Dracunculiasis Eradication Program informed us that the imported case was detected in Bench Maji Zone. We regret the error.

### RECENT PUBLICATIONS

Djidina MR, Guialoungou H, Dono BB, Padjaina M, Biswas G, Sankara D, Maiga A, Djimrassengar H, Roy SL, E1 Bcheraoui C, Walldorf JA, 2011. Renewed transmission of dracunculiasis. *Clinical Infectious Diseases* 2010. Morbidity and Mortality Weekly Report 60:744-748.

Hopkins DR, 2011. Neglected tropical diseases (NTDs) slated for elimination and eradication. In: "The Causes and Impacts of Neglected Tropical and Zoonotic Diseases". Washington, DC: The National Academies Press.

Shute N, 2011. Farewell to Guinea Worm. National Geographic July 36 [NGMCOM]

Inclusion of information in the Guinea Worm Wrapup does not constitute "publication" of that information.  
In memory of BOB KAISER

WHO Collaborating Center for Research, Training, and Eradication of Dracunculiasis, Center for Global Health (proposed), Centers for Disease Control and Prevention, Mailstop 22, 4770 Buford Highway NE, Atlanta, GA 30342, USA, email: gwwrapup@cdc.gov fax: 770488-7761. The GW Wrap-Up web location is [http://www.cdc.gov/ncidod/dpd/parasites/dracunculiasis/moreinfo\\_dracunculiasis.htm](http://www.cdc.gov/ncidod/dpd/parasites/dracunculiasis/moreinfo_dracunculiasis.htm)

Back issues are also available on the Carter Center web site English and French are located at [http://www.cartercenter.org/news/publications/health/guinea\\_worm\\_wrapup\\_english.html](http://www.cartercenter.org/news/publications/health/guinea_worm_wrapup_english.html) [http://www.cartercenter.org/news/publications/health/guinea\\_worm\\_wrapup\\_francais.html](http://www.cartercenter.org/news/publications/health/guinea_worm_wrapup_francais.html)



CDC is the WHO Collaborating Center for Research, Training, and Eradication of Dracunculiasis