



W

R

6

W
W
W
W
W
W

W

W

W
W
W
W
W
W



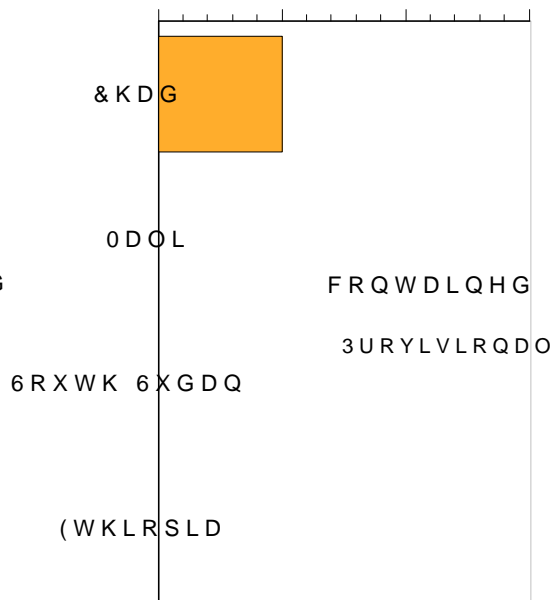
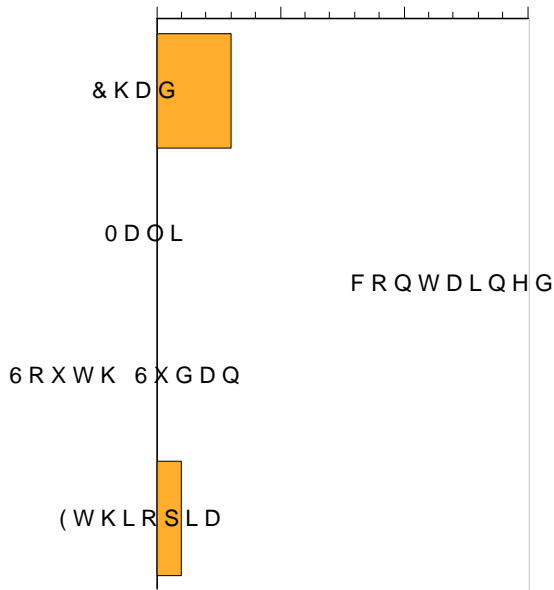
7KH ('(3 KDV FRDQG-KFWBCKHVDQG /RWHKXGHEU DFWLYH VXU
 UHFHQW RU FXUUHQWO\ HQGHPLF RQWWK BWURDFPHOOD
 LQ -DQXDU\ \$SULO KHV DQGVHWKHDFKHDDMIOG EDYRWDO R
 VR IDU WKLV \HDU 7KH OHYHO RU DDBBHVHV BIFWKH RDV
 GLVHVVH ZDV DPRQJ SHGV, RQVHTXVWQH-DQD/UYE
 DPRQJ SHUVRQV TXHULHG LQ \$/PKYDWD, DQG Q2URQK
 ODUFK

)LJXUH

5(3257(' &\$6(6 2) '5\$&81&8/, \$6,6 % < &28175<
 '85,1* -\$18\$5< 0\$< DQG

-DQXDU\ OD\
 1XPEHU RI FDVHV


-DQXDU\ OD\
 1XPEHU RI FDVHV




6287+ 68'\$1 12 &\$6(6

7KH 6RXWK 6XGDQ *:(3 KDV UHSRUWHG HQRQF DDQXVDR\ \$SULO
 7DEOH LV D UHYRUMIGHOLIQHF DLVWLVWV BHWVFRQFRQFRUUMKH D
 RI IRXU RI WKH SDWLHQWV 6W DUWLXWJHLODDQFHQ6B XWV6
 WKH UHZDUG DPRXQWV IRU UHSRUWRGLDHRVHILQF BDKKBD
 LQIHFWHGH BQGRVHWK K6XGDQXWH 6RXQDQ a8 6RXWK 6XG
 3RXQGV a86 UHVSHFWLYHO\ WRK BDFRXXQV JIRQLD DQDGL
 FRQGXFV VXUYHLOVDFH LQ WLVG\ CHUWHIXP EMUVRP 6RXW
 WKDW DUH UHVLGHQW DQG HQWHULQJ (WKLRSLD DQG 8JDQ

2012



2013



2014




Table 1

CHAD GUINEA WORM ERADICATION PROGRAM
LINE LISTING OF CASES OF GWD: JANUARY - MAY 2017*

Case #	Age	Sex	Ethnicity	Village/Locality of Detection			Date GW emerged (D/M/Y)	Case contained? (Yes/No/Pending)	Patient contaminated sources of water (Yes/No)	Date ABATE applied (D/M/Y)	Source^ of infection established? (Yes/No)	Worm Specimen	
				Name	District/ payam/ woreda	County/ Region						Date sent to CDC (D/M/Y)	Diagnosis
1	25	M	Arabic	MmY lci a] M	A Mb X Y `] M		Y N	B c	B #	B c	%	! A Mf ! %	%
2	30	F	Arabic	M_ M Y A NY f]	; i Y` Y b X Y b		FOMf] 6 M[i] f a]	& & ! A Mf	%+	Mf g	B c +	* ! B c	%
3	45	A	Arabic	cia 6 ci [ci	Y b Y % Gci f NM]		FOMf] 6 M[i] f a]	' %!	A Mf ! %+	B c Mf g	' ! 5 d f	B c +	% BIC5 d f !
4	55	A	Arabic	G Mf M? N N Mf Mb [Mf M	G Mb Ma NX ^]	A c	n Y b FOMf]	& + ! 5 d f ! %+	B c	Mf g	* ! A Mf ! %	%	% + B c
5	60	A	B [Ua	Um Y ?] f U	G Uf \	A c m Y b \ Uf]	% ! A Um ! % + Mf g	B c	B #	B c	% , ! A Um	% ! > i b	% +

* Provisional

^ Source: _ b c Rb j] g] Pc f f Y g] X Y b WY c Z d Mf] Y G R] VMM] Bnc Rf Y ij X Y aM] W QV` i` g Mf Y ROY f Y d Mf B O g N Y c Z c f J c ; W W i a f f Y X % \$! Mf K j Y f] Z] Y X Nm POY ; J9 D B

7DEOH

1XPEHU RI /DERUDWRU\ &RQILUPHG &DV6VI RPEM UQ5HDS RRUWPHG &HROQWHD LQQHG E\ 0RQWK GXULQJ
&RXQWULHV DUUDQJHG LQ GHVFBHQGLQJ RUGHU RI FDBVHV LQ

&28175,(6 : ,7+ (1'(0,& 75\$160,66,21	180%(5 2) &\$6(6 &217\$,1(' 180%(5 2) &\$6(6 5(3257('											&217
[Redacted]												
[Redacted]												
[Redacted]												
[Redacted]												
[Redacted]												
[Redacted]												

[Redacted]

&HOOV VKDGHG LQ \HOORZ GHQRWH PRQWK/OZKFDQVH FRQWBLQPHQLV QVRDQGDUGV

†5HSRUWV LQFOXGH .D\HV .RXOLNRQEXNWRQGLNDRVFRJDFQGVFRSQRWQDJHQWWRG V:HFXGLSQRFRIGRQLRQVQKQVFRFBQHDQYILHVWIKHVSUR.GU

1XPEHU RI /DERUDWRU\ &RQILUPHG &DV6VI RPEM UQ5HDS RRUWPHG &HROQWHD LQQHG E\ 0RQWK GXULQJ
&RXQWULHV DUUDQJHG LQ GHVFBHQGLQJ RUGHU RI FDBVHV LQ

&28175,(6 : ,7+ (1'(0,& 75\$160,66,21	180%(5 2) &\$6(6 &217\$,1(' 180%(5 2) &\$6(6 5(3257('											&217
[Redacted]												
[Redacted]												
†	[Redacted]											
6287+ 68'\$1	[Redacted]											
(7+,23,\$	[Redacted]											
727\$/	[Redacted]											
&217\$,1('	[Redacted]											

3URYLVLRQDO

[Redacted]

&HOOV VKDGHG LQ EODFN GHQRWHZPRQWUHSZKWHGHGHUFRLEHGLVHQRGLVFRQWBLQPHQLV QVRDQGDUGV
&HOOV VKDGHG LQ \HOORZ GHQRWH PRQWK/OZKFDQVH FRQWBLQPHQLV QVRDQGDUGV

†

,QFOXVLRQ RI LQIRUPDWLRQ LQ WKH *XLQHD :RUP
GRHV QRW FRQVWLWXWH 'SXEOLFDFWLRQ' RI WKDW
,Q PHPRU\ RI %2% .\$,6(5

1RWH WR FRQWULFEXUW FURQW 6XLEKWL RQV6 KD DRG PDR O WZU DSXS#FGF JRY RU WR 'U (U
HUXLJWL#HPRU\ HGX E\ WKH HQGWRHWHIRK PRZLVKI IFRU S/XEOLFDFWLRQ&HQRW WILRXW DU'X MCR
:RUP (UDGLFDWLRQ 3URJUDPV 'UV 'RQD OIGE HQ +RIS NKQ & DQGH(W QH'QWRH U X'GRQ QK DURQ 5
6DQNDUD RI :+2 DQG 'U ODUN (EHUKDUG
WHO Collaborating Center for Dracunculiasis,